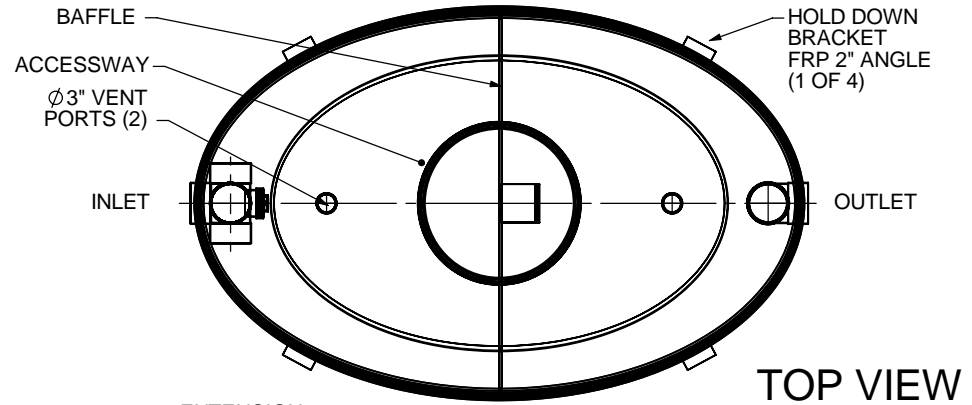
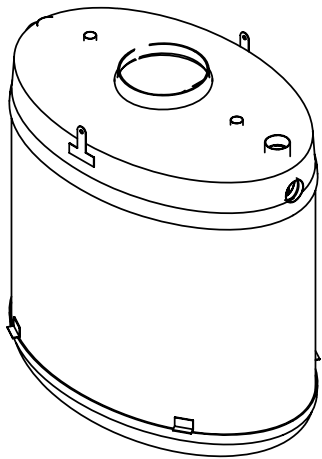


**NOTES:**

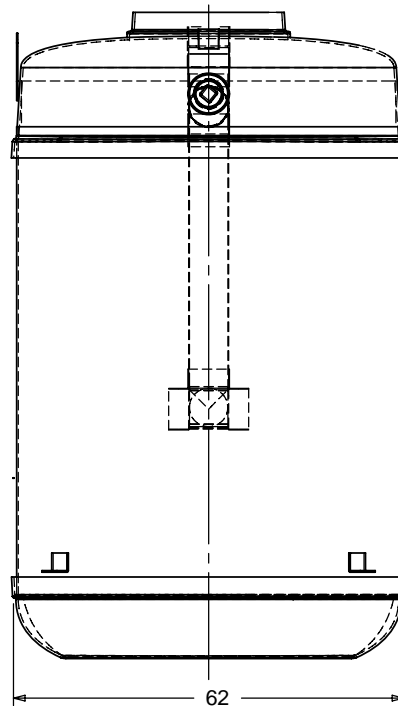
1. FOR GRAVITY APPLICATIONS ONLY.
2. ALL PROCEPTOR UNITS ARE MANUFACTURED WITH FIBERGLASS REINFORCED PLASTICS. PHYSICAL CHARACTERISTICS AND THICKNESS: POLYESTER RESIN AND E GLASS. MINIMUM THICKNESS 1/4" WALL AND 3/8" TOP AND BOTTOM BOWLS.
3. ALL PROCEPTOR UNITS ARE TO BE INSTALLED IN ACCORDANCE WITH THE MANUFACTURERS INSTALLATION INSTRUCTION.
4. STANDARD PIPE STUBS ARE SOCKET SDR 35 PVC SEWER MATERIAL (SCHEDULE 40 ADAPTORS ADDED FOR ALL PROJECTS IN USA).
5. GMC/OMC 500 - 3000 UNITS COME STANDARD WITH 6" INLET AND OUTLET (OTHER CUSTOM SIZES AVAILABLE AT EXTRA CHARGE).
6. EXTENSION COLLAR TO BE ORDERED TO MEET FINISHED GRADE, CUT ON SITE FOR FINAL ADJUSTMENT AND CAULKED WITH SIKAFLEX BY CONTRACTOR FOR WATERTIGHT SEAL.
7. COVERS AVAILABLE FOR H2O TRAFFIC LOADING, PEDESTRIAN LOADING OR ABOVE GROUND INSTALLATION.
8. CONSULT GREEN TURTLE FOR OTHER SIZES.
9. 30 YEAR WARRANTY AGAINST LEAKS, AND STRUCTURAL FAILURE.
10. U.S. PATENT #5,746,912; CDN PATENT #2,195,822



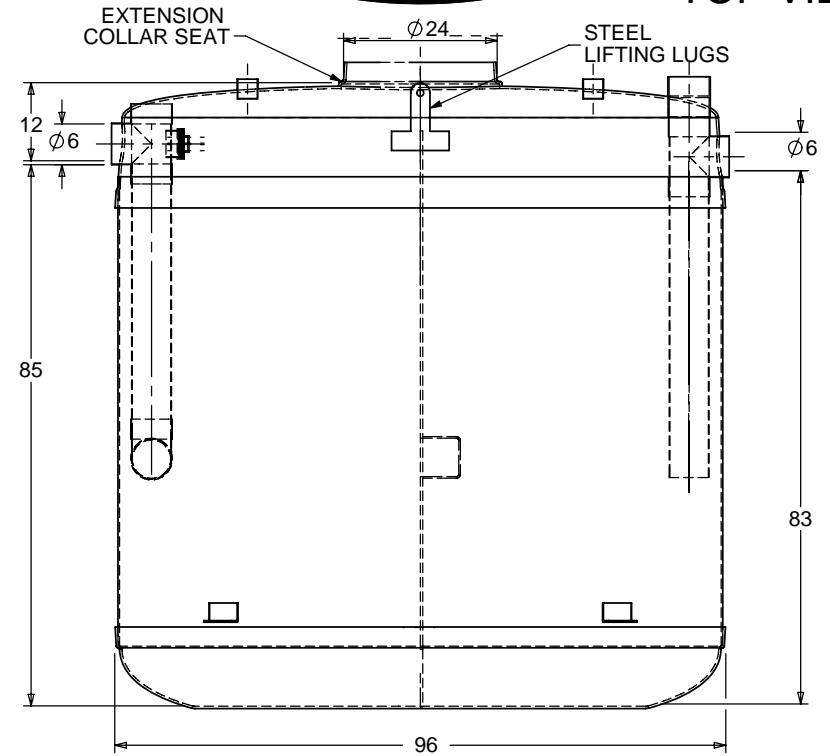
**TOP VIEW**



**ISOMETRIC VIEW**



**SIDE VIEW**



**FRONT VIEW**

TOTAL WET VOLUME: 1500 GAL  
 MAX. OIL CAPACITY: 819 GAL  
 MAX SOLIDS CAPACITY: 540 GAL

CONSULT LOCAL AUTHORITIES FOR  
 MINIMUM SIZE OF SEPARATORS

TITLE: PROCEPTOR OIL SEPARATOR		REV	DATE	DRAWN
OMC 1500(1) GALLON INTERCEPTOR		1		
6" INLET & OUTLET		2		
24" ACCESSWAY		3	JUNE 15, 2005	L. SIMKINS
ALL DIMENSIONS IN INCHES		4	JANUARY 4, 2007	L. SIMKINS
PROJECT: WO:		5	NOVEMBER 11, 2009	L. SIMKINS
✓ OPTIONS:		6		
OIL SENSOR ALARM		7		
COALESCER FOR OIL REMOVAL		8		
ABOVE GROUND CONFIGURATION		9		
SUCTION PIPE FOR INDOOR INSTALLATION		10		
DOUBLE WALL CONSTRUCTION		DRAWN BY: F CHANDLER		
		DRAWN DATE 9/14/04		

**Proceptor**<sup>®</sup>  
 by greenturtle<sup>®</sup>  
 US 877 428 8187 CAN 877 966 9444  
 www.greenturtletech.com

SIZE	DWG. NO	REV
A	OMC 1500(1)	5
SCALE: 1:30	DO NOT SCALE DRAWING	SHEET 1 OF 1